

KIT PRODUCT TECHNICAL DATASHEET

SET R21/354



Composition SET R21/354

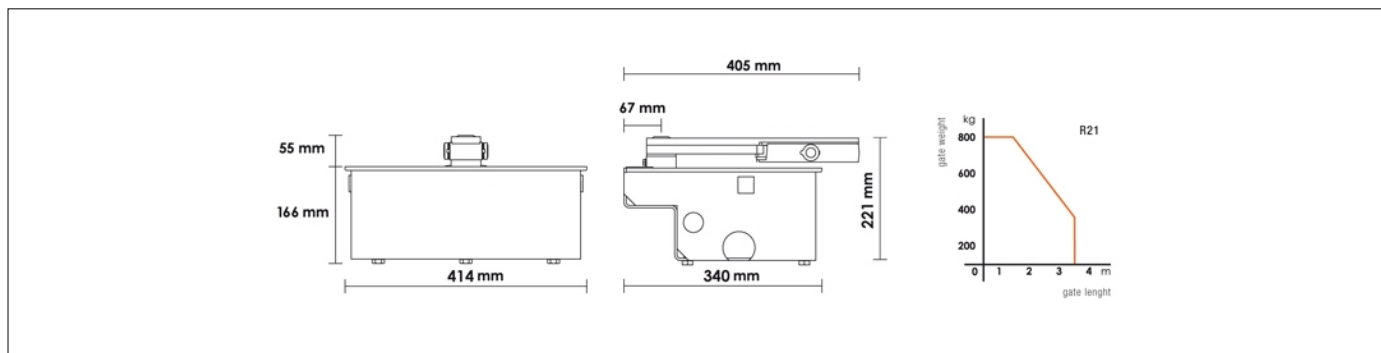
CODE	DESCRIPTION	QTY
R21/351	Electromechanical underground motor 230V AC irreversible ideal for swing gates with leaf up to 3,5 mt. Standard version with 2 mt cable.	2
FU101	Hot galvanized foundation box and lid.	2
RL650	Release system with standard lever.	2
KIT H70/22	Electronic kit with control unit H70/200AC for two motors, with E80/TX52R/2 remote control.	1
	Composition KIT H70/22	
	H70/200AC/BOX Control unit for 2 motors 230V AC with slow down, with plastic box.	1
	H93/RX22A/I Plug-in receiver 2 channels 433,92 Mhz (500 Storable codes) for control unit series H70, B70, EDGE and CTRL.	1
	E80/TX52R/2 Fix code transmitter 433,92 Mhz. 2 channels, with radio for copy.	2
	R90/F2ES Pair of external photocells synchronized.	1
	FIFTHY/230 LED flashing light series FIFTHY 230V - 115V with integrated antenna.	1
	R99/C/001 Signboard "Automatic Opening"	1

PRODUCT TECHNICAL SPECIFICATIONS

Power line supply	230V AC - 50Hz
Motor power supply	230V AC
Power rating	200W
Frequency of use	30%
Torque	300 N m
Operating temperature	-20+55°C
Protection level	IP67
Reductor Type	Irreversible
Manoeuvre speed	1,2 Rpm


Opening time at 90°	19 s
Motor thermal protection	150°C
Limit switch	Mechanical stoppers
Encoder	Optional as an accessory
Maximum opening	105° (optional 125° - 360°)
Power supply cable length	2m
Bearing on main shaft	Standard
Maximum dimension product in mm (L x W x H)	345 x 224 x 144
Product weight packed (Kg)	69,5

PRODUCT DIMENSIONS AND PREPARING FOR INSTALLATION



DIMENSIONS


PRODUCT ACCESSORIES



LT300
Levers for opening up to 125°.



LT301
Levers for opening up to 360°.



LT301/R
Levers for opening up to 360°, with reinforced chain.



LT300/90SX
Levers for opening up to 103° - 90° turned - left.




LT300/90DX
Levers for opening up to 103° - 90° turned - right.



LT327/SC
Pinion gear ¾ Z13 of adaptation in pinion combining ¾ Z16.



R21/ENC/2
Module encoder for R21 series with 2 mt cable.



RL650/R
Release system with standard lever, reinforced steel version.



RL651
Release system with european cylinder key.



RL663
Long release lever for underground.